








90 Degree Attachment

Outline	Model No.	Applicable Models
	EAA-AH1	EA-BN630L, EA-BN650L, EA-BD630L, EA-BD650L, EA-618L, EA-624L, EA-630L, EA-722L, EA-730L, EA-745L, ED-622L, ED-630L, ED-645L, ED-520L * For lever type screwdrivers only. * High speed screwdrivers are not recommended when using angle attachment.
	EAA-AH2	EA-BN412L, EA-BN419L EA-412L, EA-416L ED-212L, ED-219L * For lever type screwdrivers only. * High speed screwdrivers are not recommended when using angle attachment.




Pistol Grip:

Outline	Model No.	Applicable Models
	EAA-LG2	ED-513L, ED-520L
	EAA-PG1	ED-513P, ED-520P
	EAA-LG4 EAA-LG4/S(ESD)	EA-BN4(Lever start type)
	EAA-PG4 EAA-PG4/S(ESD)	EA-BN4(Push to start type)
	EAA-LG3 EAA-LG3/S(ESD)	EA-BN630L~EA-BN650L
	EAA-PG3 EAA-PG3/S(ESD)	EA-BN630P~EA-BN650P
	EAA-LG7/S(ESD)	EA-BK760L, EA-BK790L, EA-BK7120L(Lever start type)
	EAA-PG7/S(ESD)	EA-BK760P, EA-BK790P, EA-BK7120P(Push to start type)

Screw Setter :

Outline	Model No.	Applicable Models
	EAA-SD11	M1.7~2.0 Screw available
	EAA-SD12	M2.0~2.6 Screw available
	EAA-SD13	M3.0~4.0 Screw available




Torque Adjuster:

Outline	Model No.	Applicable Models
	EAA-TA1	EA-610 ~ EA-630 ED-513 ~ ED-520 EA-712 ~ EA-745 ED-617 ~ ED-645 EA-BN630 ~ EA-BN650 ES-618 ~ ES-645 EA-BD630 ~ EA-BD650
	EAA-TA3	EA-BN412 ~ EA-BN419 ED-212 ~ ED-219 EA-408 ~ EA-416 EA-BD412 ~ EA-BD419
	EAA-TA4	EA-203 ~ EA-210 EA-BN203 ~ EA-BN210



MAG-O-NETS

Feature:

- *The COLOUR MAG-O-NETS provide visible torque making system.
- *Increase productivity by easily locating fasteners.
- *Fits virtually any standard screwdriver bit.

	Specification:				Outline:				
	Parts No.	I.D.(mm)	O.D.(mm)	Length(mm)	Red	Yellow	Blue	Green	Orange
	AM4K (5pcs Set)	4	17.5	10.3					
	AM5K (5pcs Set)	5	17.5	10.3	X	X	X		X
	AM7	7	14	13		X	X	X	X

Suspension Holster:

Outline	Model No.	Applicable Models
	EAA-HD1	EA-610~EA-645(with torque fixing sleeve); EA-712~EA-745(with torque fixing sleeve); ED-513~ED-520(with torque fixing sleeve); ED-617~ED-645(with torque fixing sleeve); ES-618~ES-645(with torque fixing sleeve)
	EAA-HD2	EA-610~EA-630 ; ED-212~ED-219(with torque fixing sleeve) ; EA-408~EA-416 (with torque fixing sleeve); EA-BN412~EA-BN419 (with torque fixing sleeve) ; EA-BN630~EA-BN650
	EAA-HD3	ED-617~ED-645; ED-513~ED-520; ES-618L~ES-645; EA-203~EA-210(with torque fixing sleeve); EA-712~EA-745, ED-B512~ED-B522
	EAA-HD4	EA-203~EA-416 ; ED-212~ED-219 ; ES-207~ES-645, EA-BN412~EA-BN419, ED-B512~ED-B522
	EAA-HD5	EA-BN203~EA-BN210 (or with torque fixing sleeve)
	EAA-HD6	EA-BN630~EA-BN650, EA-BK760~EA-BK7120, ES-B1803~ES-B1812, EW-B18200, ESM-B18160, ESS-B1805~ESS-B1812
	EAA-HD7	EA-BAK960~EA-BAK9250, EA-BTN960~EA-BTN9180, ES-B1815, ES-B1822