

# 10.8V BRUSHLESS FULL AUTO SHUT-OFF CORDLESS SCREWDRIVER

## Features :

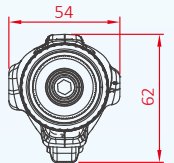
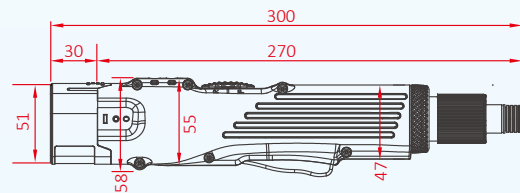
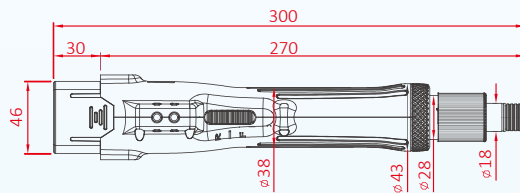
- 1 High Accuracy Assurance:** 3% deviation of torque (Shut off type), assure the best quality.
- 2 Economy:** Wide-ranging torque with longer life cycle of motor (2 years Motor guarantee for shut off type).
- 3 Dormancy Mode (Power saving):** Once the screwdriver idles for over 3 second, it will turn to dormancy mode to save the energy and increase the standby time.



**EAA-AH1S**(Option)  
90° Angle Head



**EAA-TL28A**  
Torque cover



## Specification:

Model No.	Voltage (V)	Free Speed (r.p.m)		Torque Range(±3%)			Weight (w/Battery)		Dimension (mm)	Battery Pack	Bit Type
		HI	LO	ft-lbs	N.m	kgf/cm	lbs	kg			
ES-BS1002-25	10.8V	1200	850	0.3 - 1.47	0.3 - 2.0	3.1 - 20	1.98	0.9	300 x 62 x 54	BP1025L	Standard: B
ES-BS1003-25		1200	850	0.6 - 2.2	0.8 - 3.0	8.2 - 31					Option: A
ES-BS1004-25		700	500	1.1 - 3.3	1.5 - 4.5	15.3 - 46					